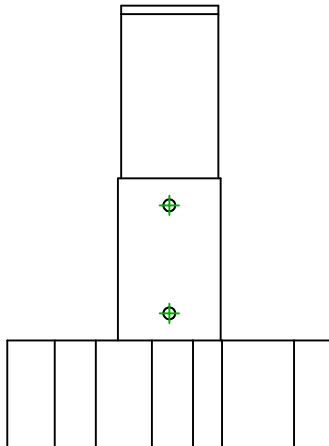
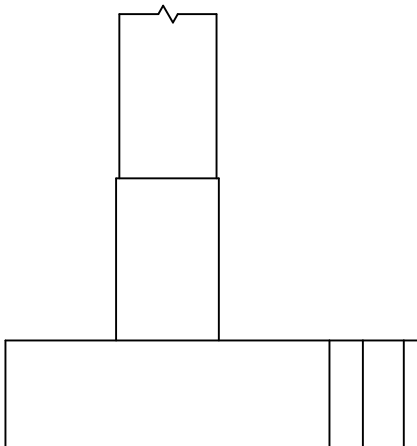
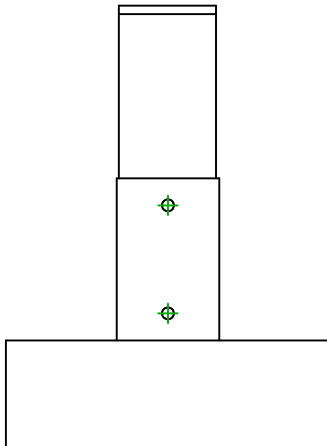
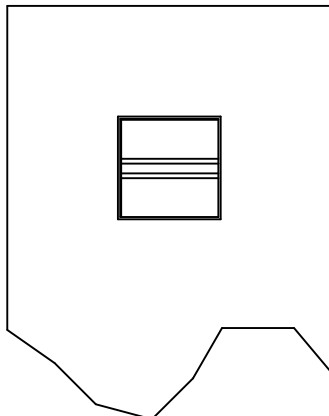
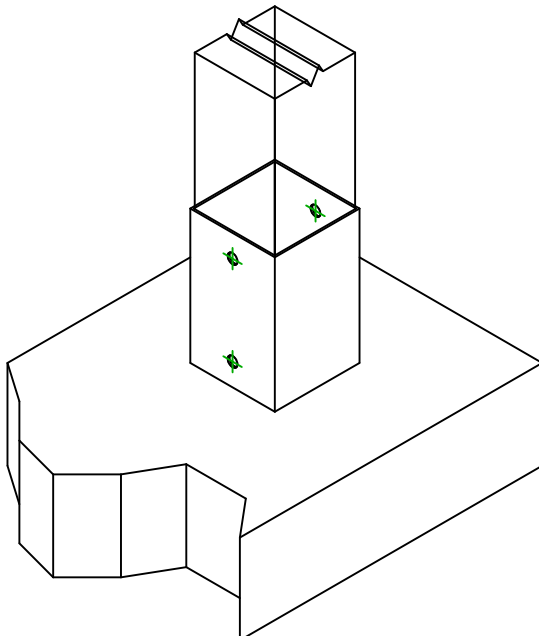


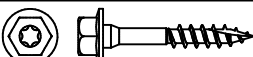
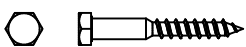


<div>SIMPSON</div> <div>Strong-Tie</div>		<div>Nagelbilder</div>		<div><div><div>≠</div></div><div>DWG NAME</div></div> <div><div>REV</div><div>REV DATE</div></div> <div><div>0</div><div>24/10/25</div></div> <div><div>C_PPJET90-750_2D0_NP_PTS-DE</div></div>	
Artikelbezeichnung		=		PPJET90/750	
Verbindungsmittel		=		Holz auf festen Untergrund	Stütze an Massivbauteil
Verbindertyp		=		-	
<div><div></div><div></div><div></div><div></div><div></div></div>					
Verbindungsmittel am Hauptträger	Symbol	Verbindungsmittel	Artikelbezeichnung		Anz.
		-	-		-
		-	-		
		-	-		
Verbindungsmittel am Nebenträger		SSH 	SSH10		4
		LAG 	LAG10		